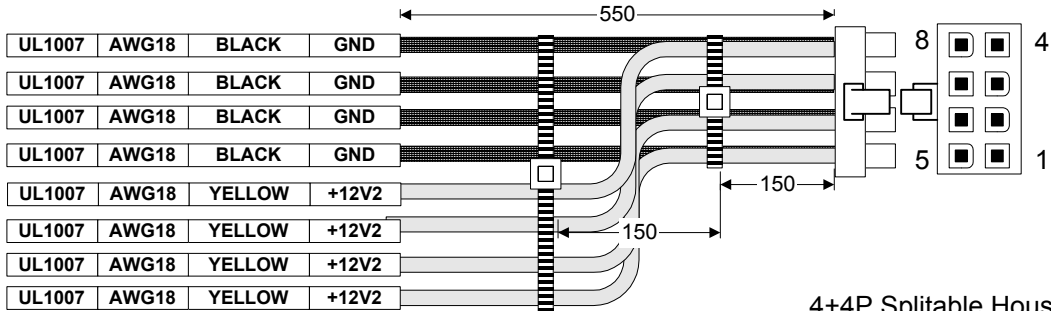
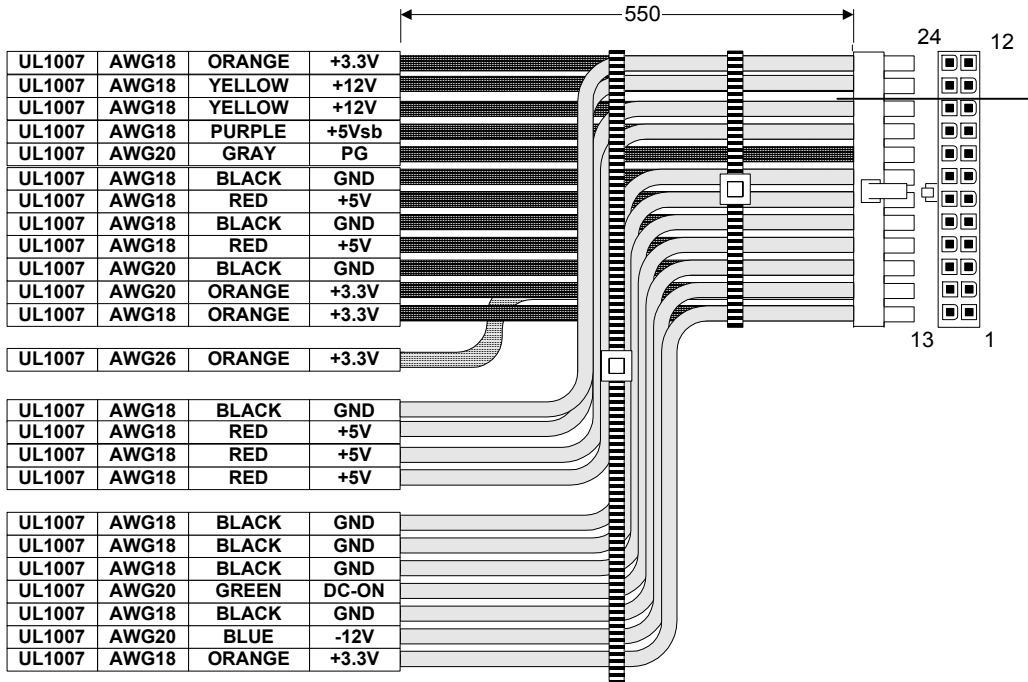
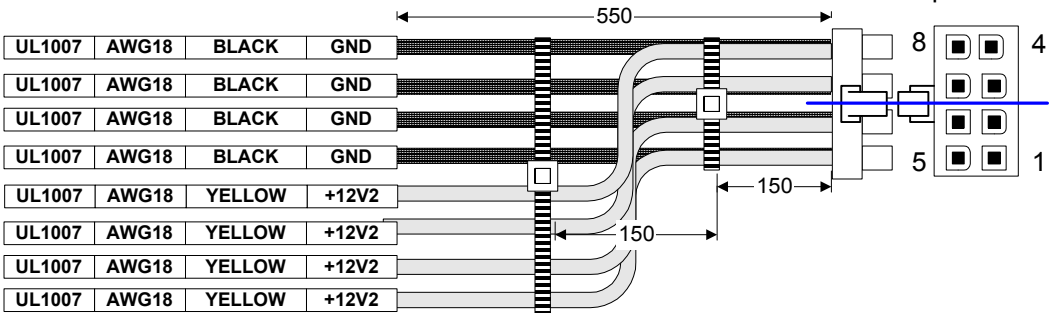


WIRING HARNESS

DOC No	FC-EX-S10	REV	B1
Date	2010.2.23	UNIT	mm
P/N			
MODEL	600W	Tolerance	- 15
CUSTOMER			+30 mm

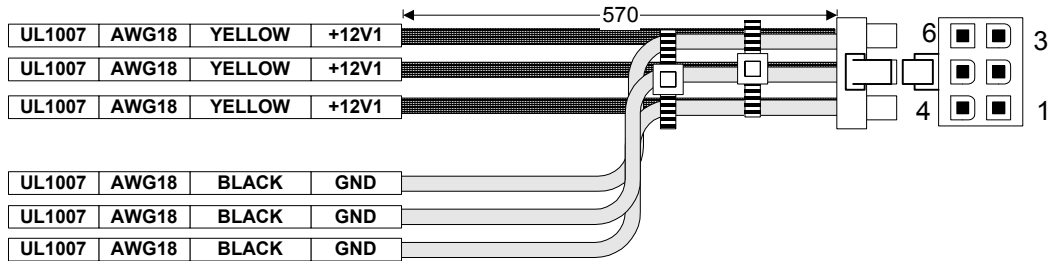


4+4P Splitable Housing  
WST P4-I42002K3B+P4-I42002K4B  
or Equavilent

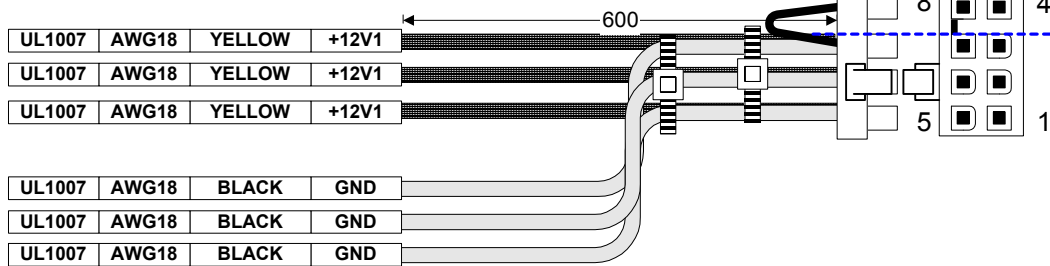


**WIRING HARNESS**

DOC No	FC-EX-S10	REV	B1
Date	2010.2.23	UNIT	mm
P/N			
MODEL	600W	Tolerance	- 15
CUSTOMER			+30 mm



Splitable Housing(6+2)  
WST P6-I42002K21 & P2-I4200K13A  
COLOR:BLACK



6+2P PCI-E pin assignment table

UL1007	AWG18	YELLOW	+12V	PCI-E-1
UL1007	AWG18	YELLOW	+12V	PCI-E-2
UL1007	AWG18	YELLOW	+12V	PCI-E-3
UL1007	AWG18	BLACK	GND	PCI-E-5
UL1007	AWG18	BLACK	GND	PCI-E-6
UL1007	AWG18	BLACK	GND	PCI-E-7

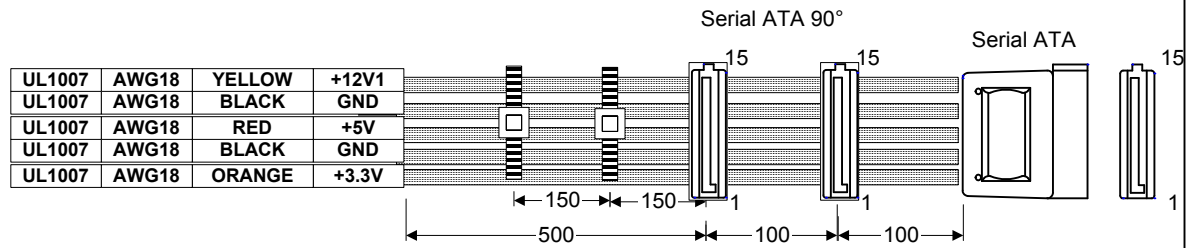
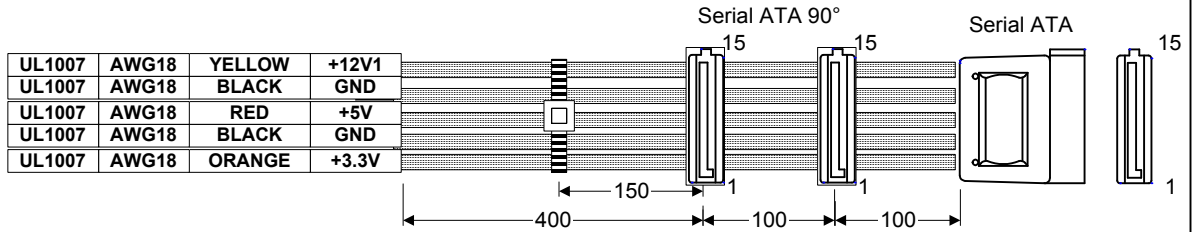
← connected →

UL1007	AWG18	BLACK	Sense1	PCI-E-4
UL1007	AWG18	BLACK	Sense0	PCI-E-8

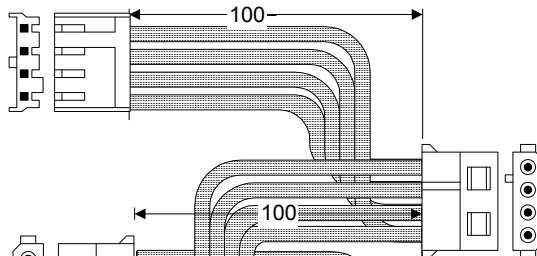
WIRING HARNESS

DOC No	FC-EX-S10	REV	B1
Date	2010.2.23	UNIT	mm
P/N			

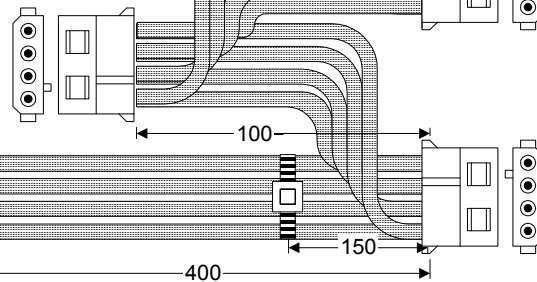
MODEL	600W	Tolerance	- 15
CUSTOMER			+30 mm



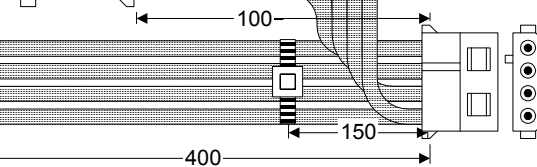
UL1007	AWG22	RED	+5V
UL1007	AWG22	BLACK	GND
UL1007	AWG22	BLACK	GND
UL1007	AWG22	YELLOW	+12V1



UL1007	AWG18	YELLOW	+12V1
UL1007	AWG18	BLACK	GND
UL1007	AWG18	BLACK	GND
UL1007	AWG18	RED	+5V



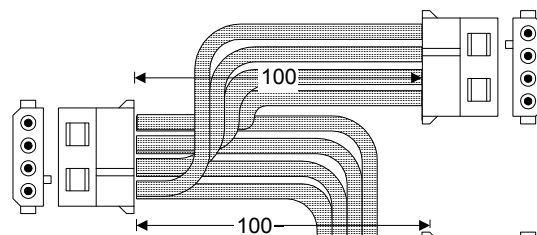
UL1007	AWG18	RED	+5V
UL1007	AWG18	BLACK	GND
UL1007	AWG18	BLACK	GND
UL1007	AWG18	YELLOW	+12V1



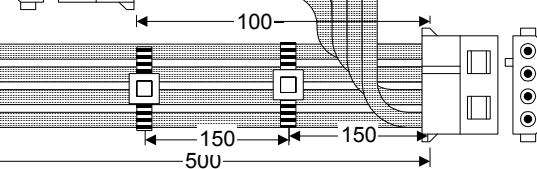
UL1007	AWG18	YELLOW	+12V1
UL1007	AWG18	BLACK	GND
UL1007	AWG18	BLACK	GND
UL1007	AWG18	RED	+5V



UL1007	AWG18	YELLOW	+12V1
UL1007	AWG18	BLACK	GND
UL1007	AWG18	BLACK	GND
UL1007	AWG18	RED	+5V



UL1007	AWG18	RED	+5V
UL1007	AWG18	BLACK	GND
UL1007	AWG18	BLACK	GND
UL1007	AWG18	YELLOW	+12V1



UL1007	AWG18	YELLOW	+12V1
UL1007	AWG18	BLACK	GND
UL1007	AWG18	BLACK	GND
UL1007	AWG18	RED	+5V

